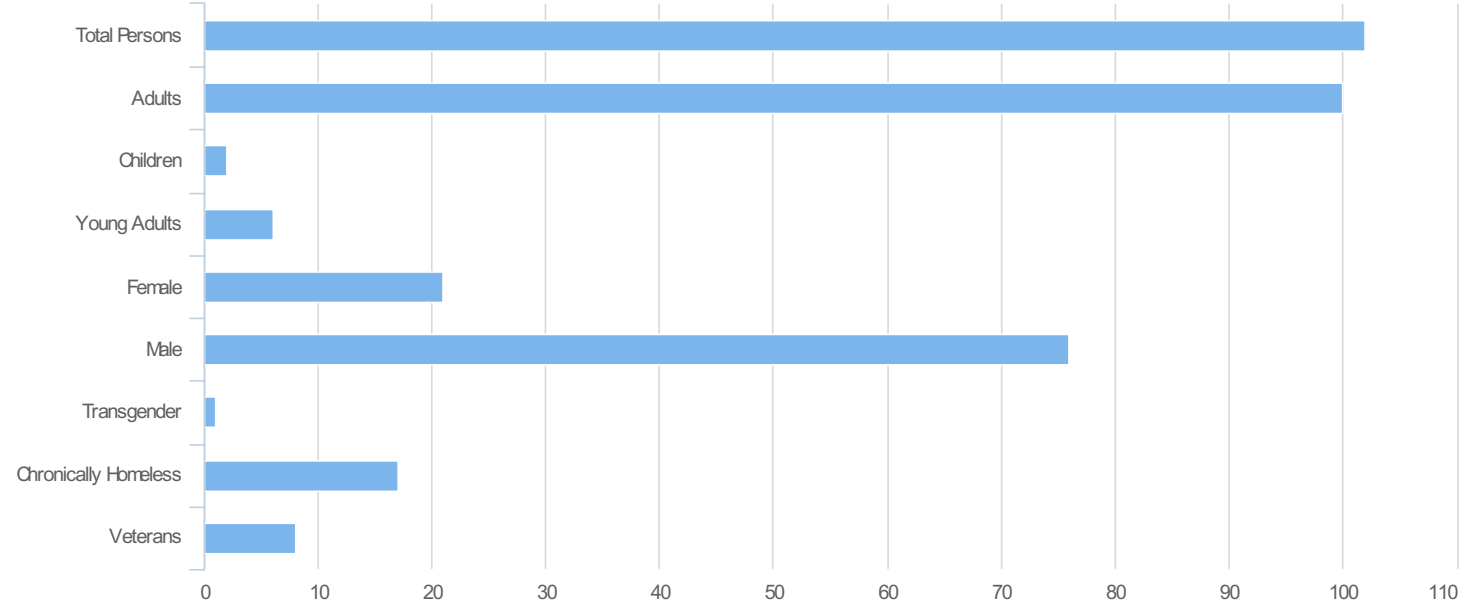


Count:	TXBOS18	Region:	Webb County
Created by:	Zakoor,Kristin	Created on:	03/07/2018 6:16 PM

Summary

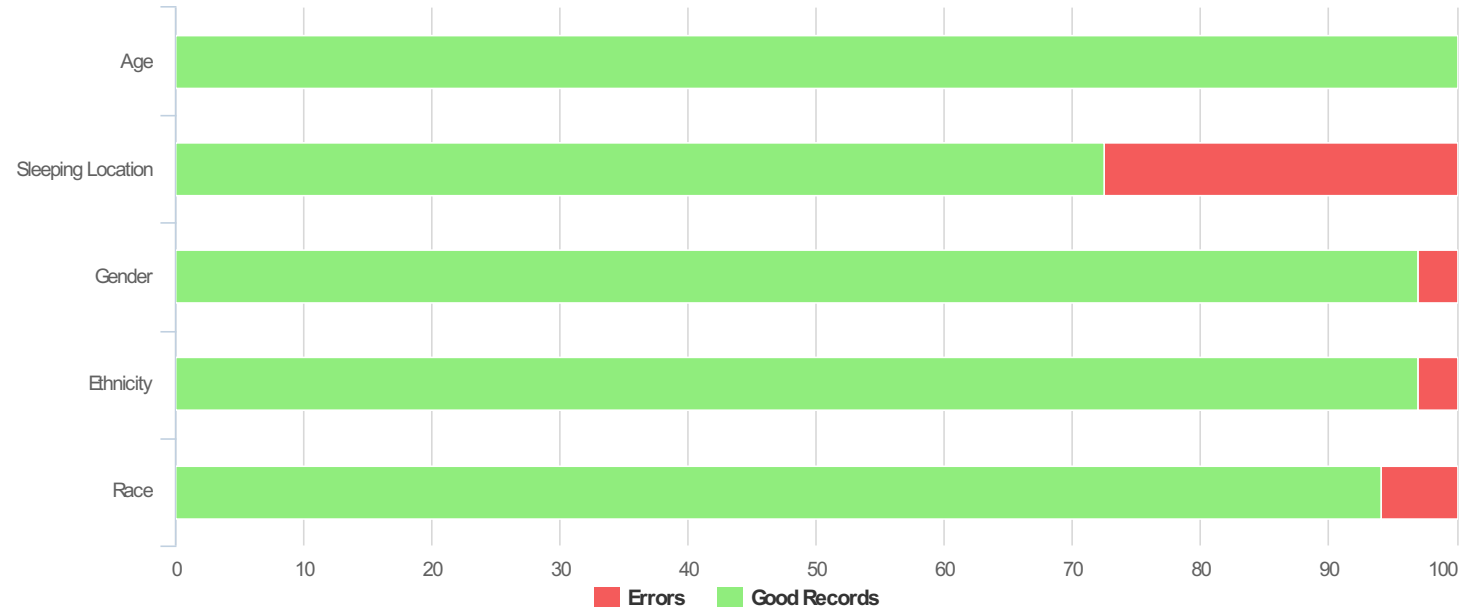


Total Persons	102
Adults (18+)	100
Children (Under 18)	2
Unknown Age	0
Young Adults (18-24)	6
Female	21
Male	76
Transgender	1
Chronically Homeless	17
Veterans	8



# Data Quality Checks

Persons Missing Age Information	0
Persons Missing Sleeping Location	28
Persons Missing Gender	3
Persons Missing Ethnicity	3
Persons Missing Race	6



## All Households

### Households with at Least one Adult and One Child

#### Household and Person Breakdown

Total Number of Households	1
Total Number of Persons	3
Number of Children (Under 18)	2
Number of Young Adults (18-24)	0
Number of Adults (25+)	1

#### Gender

Female	2
Male	1
Transgender	0
Gender Non-conforming	0

#### Ethnicity

Non-Hispanic/Non-Latino	0
Hispanic/Latino	3

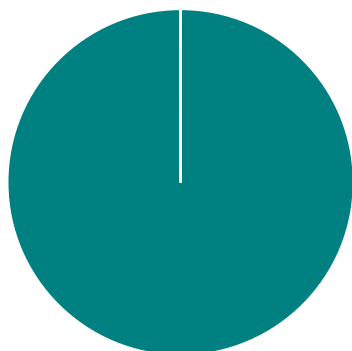
#### Race

White	3
Black or African-American	0
Asian	0
American Indian or Alaska Native	0
Native Hawaiian or Other Pacific Islander	0
Multiple	0

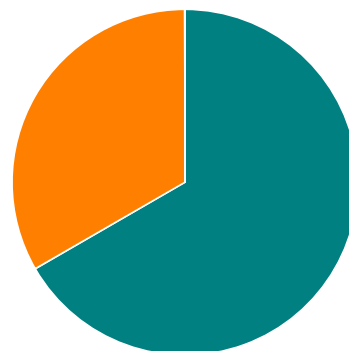
#### Chronically Homeless

Total Number of Households	0
Total Number of Persons	0

Race



Gender



■ White
 ■ Black or African American
 ■ Asian
 ■ American Indian
 ■ Native Hawaiian
 ■ Multiple

■ Female
 ■ Male
 ■ Transgender
 ■ Gender Non-conforming

# Households without Children

## Household and Person Breakdown

Total Number of Households	95
Total Number of Persons	99
Number of Young Adults (18-24)	6
Number of Adults (25+)	93

## Gender

Female	19
Male	75
Transgender	1
Gender Non-conforming	1

## Ethnicity

Non-Hispanic/Non-Latino	19
Hispanic/Latino	77

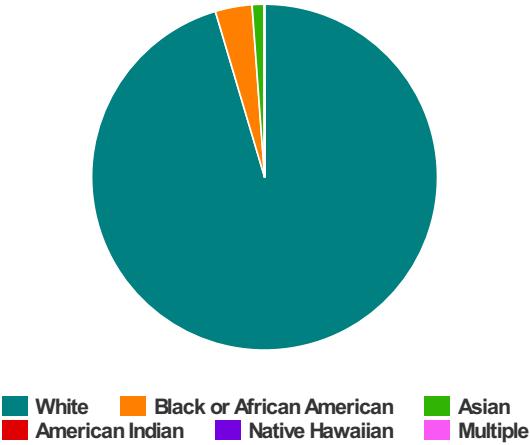
## Race

White	83
Black or African-American	3
Asian	1
American Indian or Alaska Native	0
Native Hawaiian or Other Pacific Islander	0
Multiple	5

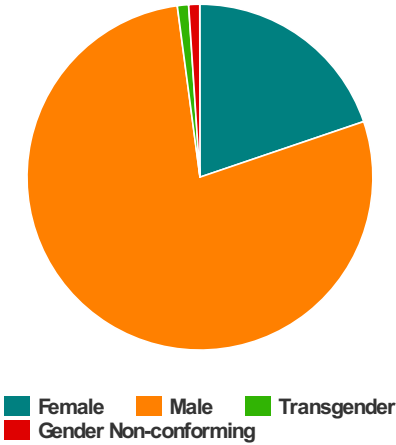
## Chronically Homeless

Total Number of Persons	17
-------------------------	----

Race



Gender



# Households with Only Children

## Household and Person Breakdown

Total Number of Households	0
Total Number of Children	0

## Gender

Female	0
Male	0
Transgender	0
Gender Non-conforming	0

## Ethnicity

Non-Hispanic/Non-Latino	0
Hispanic/Latino	0

## Race

White	0
Black or African-American	0
Asian	0
American Indian or Alaska Native	0
Native Hawaiian or Other Pacific Islander	0
Multiple	0

## Chronically Homeless

Total Number of Persons	0
-------------------------	---

Race

Gender

White Black or African American Asian  
American Indian Native Hawaiian Multiple

Female Male Transgender  
Gender Non-conforming

## Veteran Households

### Veteran Households with at Least One Adult and One Child

#### Household and Person Breakdown

Total Number of Households	0
Total Number of Persons	0
Total Number of Veterans	0

#### Gender

Female	0
Male	0
Transgender	0
Gender Non-conforming	0

#### Ethnicity

Non-Hispanic/Non-Latino	0
Hispanic/Latino	0

#### Race

White	0
Black or African-American	0
Asian	0
American Indian or Alaska Native	0
Native Hawaiian or Other Pacific Islander	0
Multiple	0

#### Chronically Homeless

Total Number of Households	0
Total Number of Persons	0

Race

Gender

White Black or African American Asian  
American Indian Native Hawaiian Multiple

Female Male Transgender  
Gender Non-conforming

Veteran Households without Children

Household and Person Breakdown

Total Number of Households	8
Total Number of Persons	8
Total Number of Veterans	8

Gender

Female	1
Male	7
Transgender	0
Gender Non-conforming	0

Ethnicity

Non-Hispanic/Non-Latino	2
Hispanic/Latino	6

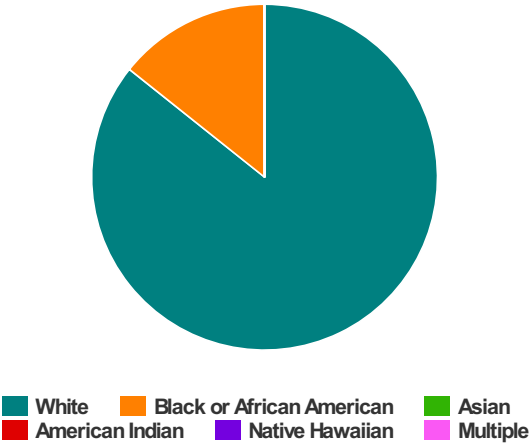
Race

White	6
Black or African-American	1
Asian	0
American Indian or Alaska Native	0
Native Hawaiian or Other Pacific Islander	0
Multiple	1

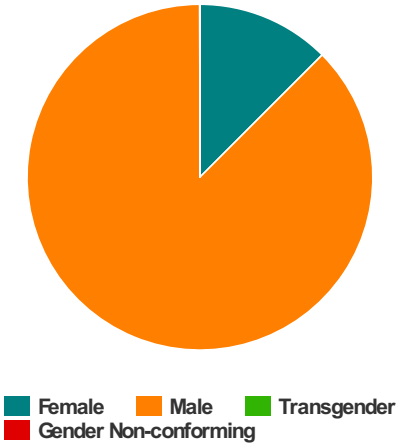
Chronically Homeless

Total Number of Households	3
Total Number of Persons	3

Race



Gender



## Youth Households

### Unaccompanied Youth Households

#### Household and Person Breakdown

Total Number of Unaccompanied Youth Households	6
Total Number of Unaccompanied Youth	6
Total Number of Unaccompanied Youth (under age 18)	0
Total Number of Unaccompanied Youth (18 to 24)	6

#### Gender

Female	3
Male	3
Transgender	0
Gender Non-conforming	0

#### Ethnicity

Non-Hispanic/Non-Latino	0
Hispanic/Latino	5

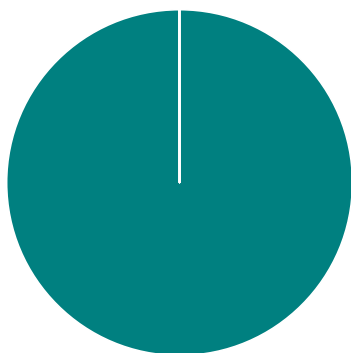
#### Race

White	5
Black or African-American	0
Asian	0
American Indian or Alaska Native	0
Native Hawaiian or Other Pacific Islander	0
Multiple	0

#### Chronically Homeless

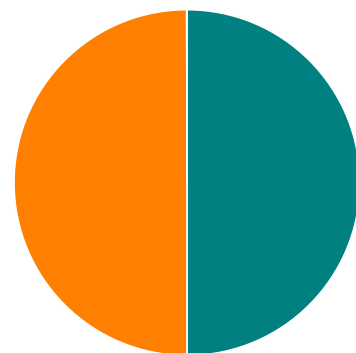
Total Number of Persons	0
-------------------------	---

Race



■ White
 ■ Black or African American
 ■ Asian
 ■ American Indian
 ■ Native Hawaiian
 ■ Multiple

Gender



■ Female
 ■ Male
 ■ Transgender
 ■ Gender Non-conforming

# Parenting Youth

## Household and Person Breakdown

Total Number of Parenting Youth Households	0
Total Number of Persons in Parenting Youth Households	0
Total Parenting Youth	0
Total Children in Parenting Youth Households	0
Number of Parenting Youth Under 18	0
Children in Households with Parenting Youth Under 18	0
Number of Parenting Youth 18 to 24	0
Children in Households with Parenting Youth 18 to 24	0

## Gender

Female	0
Male	0
Transgender	0
Gender Non-conforming	0

## Ethnicity

Non-Hispanic/Non-Latino	0
Hispanic/Latino	0

## Race

White	0
Black or African-American	0
Asian	0
American Indian or Alaska Native	0
Native Hawaiian or Other Pacific Islander	0
Multiple	0

## Chronically Homeless

Total Number of Households	0
Total Number of Persons	0

Race

Gender

Additional Homeless Populations (Adults Only)

Serious Mental Illness	9
Substance Use Disorder	10
HIV/AIDS	2
Survivors of Domestic Violence (optional)	3

