

HUD Point in Time Report - Sheltered

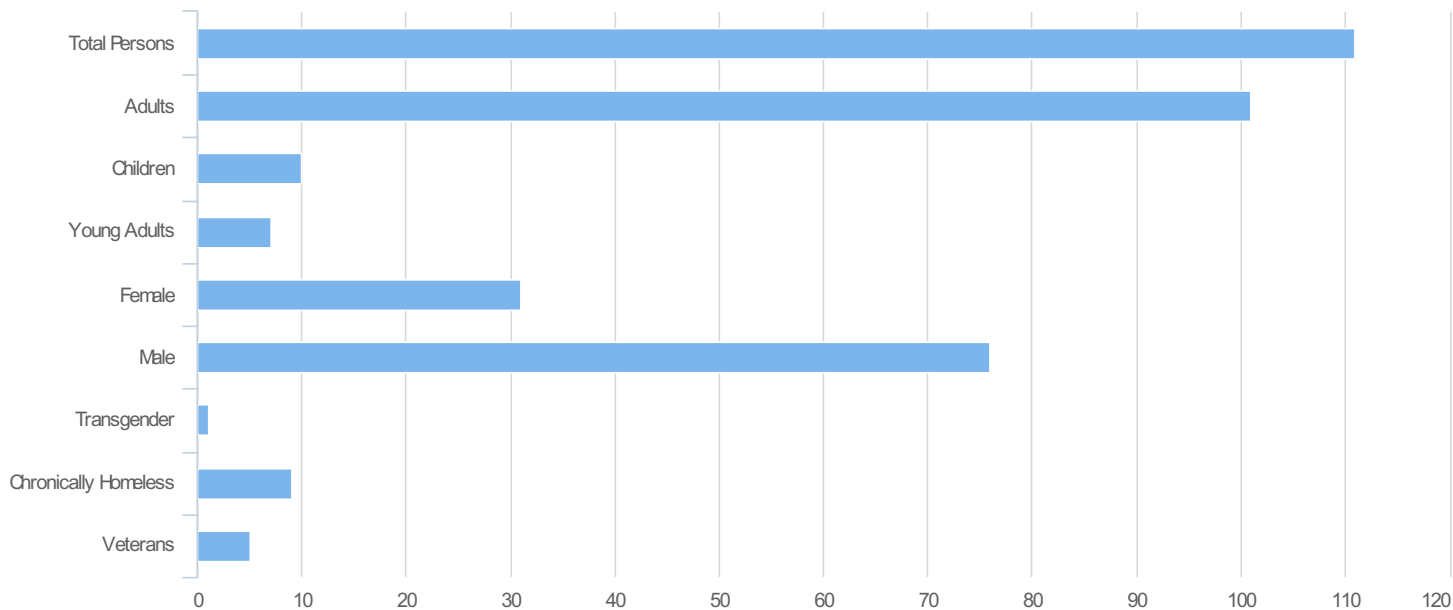
SimtechSolutions,inc.

Count:	TXBOS18	Region:	Webb County
Region Type:	County	Organization:	All Organizations
Project:	All Projects	Project Type:	All Project Types
Created by:	Zakoar,Kristin	Created on:	03/07/2018 6:17 PM

Summary

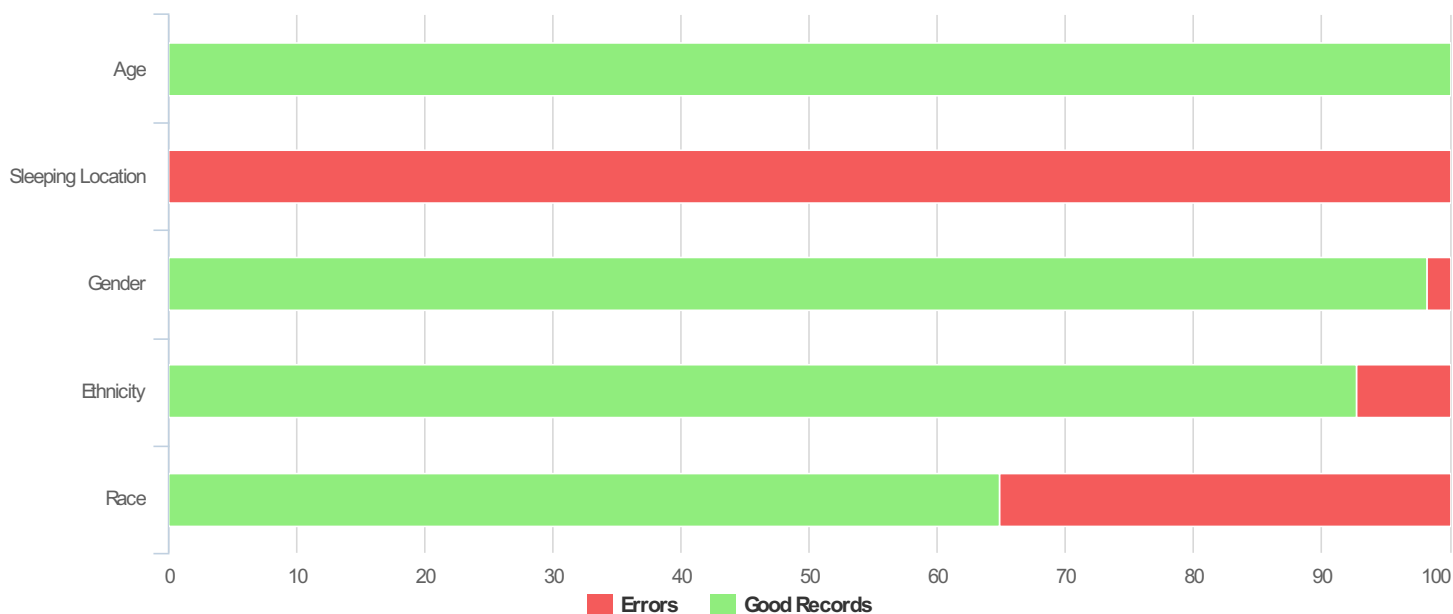


Total Persons	111
Adults (18+)	101
Children (Under 18)	10
Unknown Age	0
Young Adults (18-24)	7
Female	31
Male	76
Transgender	1
Chronically Homeless	9
Veterans	5



Data Quality Checks

Persons Missing Age Information	0
Persons Missing Sleeping Location	111
Persons Missing Gender	2
Persons Missing Ethnicity	8
Persons Missing Race	39



All Households

Households with at Least one Adult and One Child

Household and Person Breakdown

Total Number of Households	5
Total Number of Persons	15
Number of Children (Under 18)	10
Number of Young Adults (18-24)	1
Number of Adults (25+)	4

Gender

Female	7
Male	6
Transgender	1
Gender Non-conforming	0

Ethnicity

Non-Hispanic/Non-Latino	3
Hispanic/Latino	12

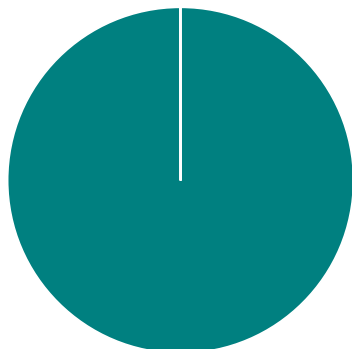
Race

White	5
Black or African-American	0
Asian	0
American Indian or Alaska Native	0
Native Hawaiian or Other Pacific Islander	0
Multiple	0

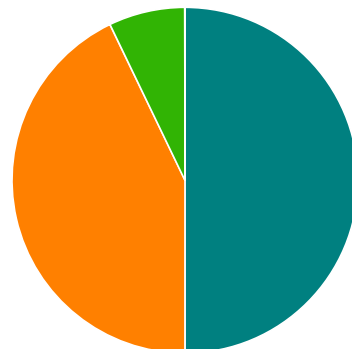
Chronically Homeless

Total Number of Households	0
Total Number of Persons	0

Race



Gender



■ White
 ■ Black or African American
 ■ Asian
 ■ American Indian
 ■ Native Hawaiian
 ■ Multiple

■ Female
 ■ Male
 ■ Transgender
 ■ Gender Non-conforming

Households without Children

Household and Person Breakdown

Total Number of Households	96
Total Number of Persons	96
Number of Young Adults (18-24)	6
Number of Adults (25+)	90

Gender

Female	24
Male	70
Transgender	0
Gender Non-conforming	0

Ethnicity

Non-Hispanic/Non-Latino	12
Hispanic/Latino	76

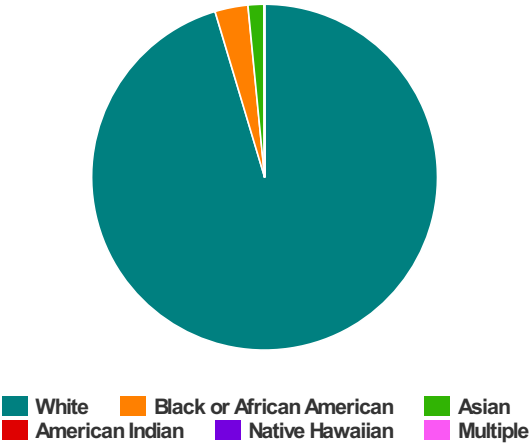
Race

White	62
Black or African-American	2
Asian	1
American Indian or Alaska Native	0
Native Hawaiian or Other Pacific Islander	0
Multiple	1

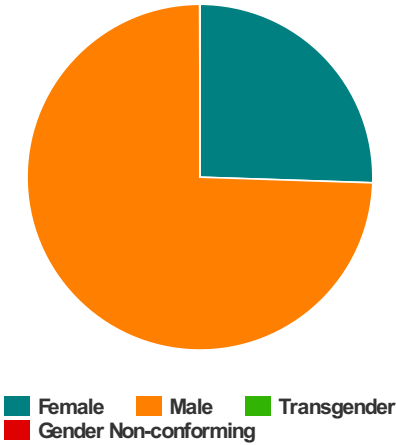
Chronically Homeless

Total Number of Persons	9
-------------------------	---

Race



Gender



Households with Only Children

Household and Person Breakdown

Total Number of Households	0
Total Number of Children	0

Gender

Female	0
Male	0
Transgender	0
Gender Non-conforming	0

Ethnicity

Non-Hispanic/Non-Latino	0
Hispanic/Latino	0

Race

White	0
Black or African-American	0
Asian	0
American Indian or Alaska Native	0
Native Hawaiian or Other Pacific Islander	0
Multiple	0

Chronically Homeless

Total Number of Persons	0
-------------------------	---

Race

Gender

White Black or African American Asian
American Indian Native Hawaiian Multiple

Female Male Transgender
Gender Non-conforming

Veteran Households

Veteran Households with at Least One Adult and One Child

Household and Person Breakdown

Total Number of Households	0
Total Number of Persons	0
Total Number of Veterans	0

Gender

Female	0
Male	0
Transgender	0
Gender Non-conforming	0

Ethnicity

Non-Hispanic/Non-Latino	0
Hispanic/Latino	0

Race

White	0
Black or African-American	0
Asian	0
American Indian or Alaska Native	0
Native Hawaiian or Other Pacific Islander	0
Multiple	0

Chronically Homeless

Total Number of Households	0
Total Number of Persons	0

Race

Gender

White Black or African American Asian
American Indian Native Hawaiian Multiple

Female Male Transgender
Gender Non-conforming

Veteran Households without Children

Household and Person Breakdown

Total Number of Households	5
Total Number of Persons	5
Total Number of Veterans	5

Gender

Female	0
Male	5
Transgender	0
Gender Non-conforming	0

Ethnicity

Non-Hispanic/Non-Latino	2
Hispanic/Latino	3

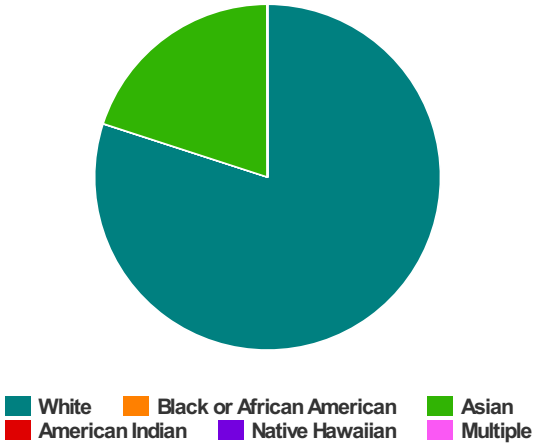
Race

White	4
Black or African-American	0
Asian	1
American Indian or Alaska Native	0
Native Hawaiian or Other Pacific Islander	0
Multiple	0

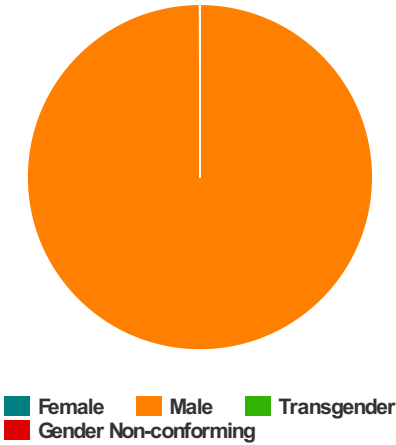
Chronically Homeless

Total Number of Households	1
Total Number of Persons	1

Race



Gender



Youth Households

Unaccompanied Youth Households

Household and Person Breakdown

Total Number of Unaccompanied Youth Households	6
Total Number of Unaccompanied Youth	6
Total Number of Unaccompanied Youth (under age 18)	0
Total Number of Unaccompanied Youth (18 to 24)	6

Gender

Female	2
Male	4
Transgender	0
Gender Non-conforming	0

Ethnicity

Non-Hispanic/Non-Latino	0
Hispanic/Latino	6

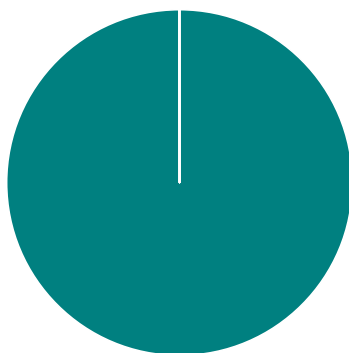
Race

White	3
Black or African-American	0
Asian	0
American Indian or Alaska Native	0
Native Hawaiian or Other Pacific Islander	0
Multiple	0

Chronically Homeless

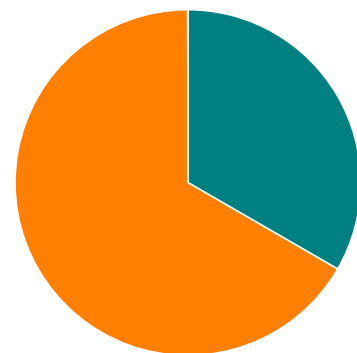
Total Number of Persons	1
-------------------------	---

Race



■ White
 ■ Black or African American
 ■ Asian
 ■ American Indian
 ■ Native Hawaiian
 ■ Multiple

Gender



■ Female
 ■ Male
 ■ Transgender
 ■ Gender Non-conforming

Parenting Youth

Household and Person Breakdown

Total Number of Parenting Youth Households	1
Total Number of Persons in Parenting Youth Households	2
Total Parenting Youth	1
Total Children in Parenting Youth Households	1
Number of Parenting Youth Under 18	0
Children in Households with Parenting Youth Under 18	0
Number of Parenting Youth 18 to 24	1
Children in Households with Parenting Youth 18 to 24	1

Gender

Female	0
Male	1
Transgender	0
Gender Non-conforming	0

Ethnicity

Non-Hispanic/Non-Latino	0
Hispanic/Latino	1

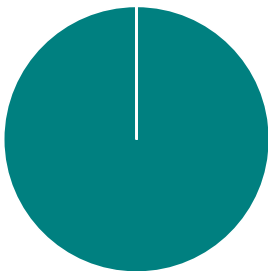
Race

White	1
Black or African-American	0
Asian	0
American Indian or Alaska Native	0
Native Hawaiian or Other Pacific Islander	0
Multiple	0

Chronically Homeless

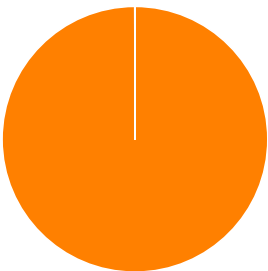
Total Number of Households	0
Total Number of Persons	0

Race



White Black or African American Asian
American Indian Native Hawaiian Multiple

Gender



Female Male Transgender
Gender Non-conforming

Additional Homeless Populations (Adults Only)

Serious Mental Illness	7
Substance Use Disorder	4
HIV/AIDS	2
Survivors of Domestic Violence (optional)	14

